

MADE IN ITALY


Manufacturer

Solidarietà Intrapresa Soc. Coop. sociale - O.N.L.U.S.
Via Campo dei Fiori, 3/B - 47122 Forlì (FC)
ITALIA

Product

V20 STAIRCASE KIT

Dealer



PRODUCT DETAILS

PRODUCT SPECIFICATIONS

TREADS

Description:


Finger joint Beechwood tread, with 40mm thickness glued staves.

Material

Wood: dehydrated finger joint beech with 40mm thickness staves joined with vinyl adhesive.

Surface Treatment:

Wood: double layer of proper transparent poliurethane varnish treatment.



STRUCTURE

Description:

Modular iron-made structure with metal spacers allowing a riser adjustment. Every element is connected to the treads through self-tapping screws, a nylon cap is provided

Material

Steel:FE360
Plastic:Nylon

Surface Treatment:

Wood: double layer of proper transparent varnish treatment. Natural colour.
Steel: varnished with epoxy-polyester powders



RAILING

Description

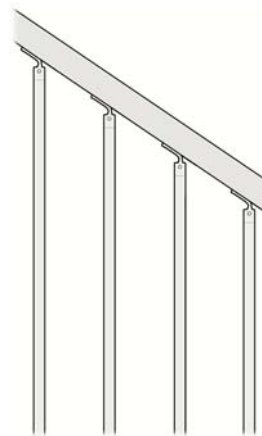
Vertical newels circular cross-section fixed to treads and to the handrail using plastic junctions

Material

Steel:FE360
Plastic:Nylon

Surface Treatment:

Wood: double layer of proper transparent varnish treatment. Natural colour.
Steel: varnished with epoxy-polyester powders



LEGISLATION

UNI 10803-99

Terminology and Classification

UNI 10804-99
Winder Staircases Terminology and classification

UNI 10805-99

Prefabricated railing, balustrade and handrail. Determination of static load mechanical resistance of columns

UNI 10806-99

Prefabricated railing, balustrade and handrail. Determination of static load mechanical resistance.

UNI 10807-99

Prefabricated railing, balustrade and handrail. Determination of dynamic load mechanical resistance

UNI 10809-99

Prefabricated railing, balustrade and handrail. Dimensions, mechanical features, tests sequency

UNI 10810-99

Winder Staircases Determination of structural stress

UNI 10811-99

Winder Staircases determination of dynamic load resistance

UNI 10812-99

Treds curving Test method

GENERAL INFO

Precaution notes:

Surfaces treatments can change the tone and colour if exposed to direct sunlight. The product should be kept away from +45°C heat sources.

Maintenance:

Check the proper tightening of the nuts and bolts once the staircase is been installed. This check must be executed again 6 month after the installation.

Cleaning:

Normal cleaning of wood and plastic surfaces must be done using humid rag exclusively with water, do not use abrasive or solvent products. Metal parts can be cleaned with a humid rag using commercial products for furniture cleaning with no acid or strong solvent chemical substances

Disposal:

All parts and components must not be wasted into the environment, they have to be carried to the local disposal system, regarding the regulations in force.